

String Measurement Instructions

When specifying your strings and cable measurements, please measure from the **OUTSIDE** of the **BOTTOM LOOP** for all measurements.

For Example;

End Bottom Serving is 5-3/4" from the bottom loop.

Start of centre serving is 10-4/16" from the bottom loop, etc

Before your custom string can be made, please read the instruction sheet on how to complete this form. Please ensure that all of the details are completed below.

I have read and understood the instruction sheet for this form.

Name:

Bow Make

Model

Year

Cam

Material (Select) 8190

452X

BCY-X

Colours

/


**B
O
T
T
O
M**

"Dual Cam" String

End Serving

Centre Serving

End Serving



Buss Cable

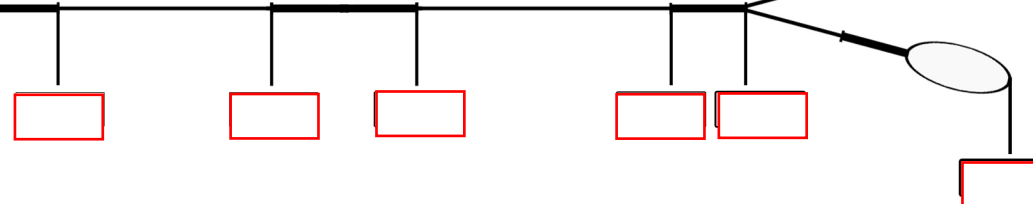
End Serving

Cable Slide
(If Required)

End Serving

Quantity

0"



Control Cable

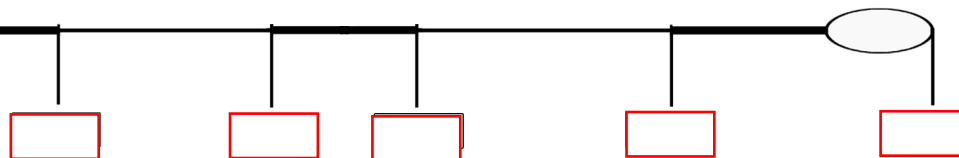
End Serving

Cable Slide
(If Required)

End Serving

Quantity

0"



**T
O
P**

Comments